




Option G - Haverhill wards

Key

 Two-member ward

Key

 Within 10% of the ideal electorate of 2056

 Variance against ideal electorate of more than 10%

The overall electorate for Haverhill is 21,282 which equates to 2,128 electors per ward.

Ward No.	Proposed name of ward	No. of members	Total electorate	% Away from Average (Variance)	Changes made as a result of consultation	Details of feedback received and other comments	Other options that could be considered
46	Haverhill East	1	2208	7.39%	None	Feedback from the consultation was received in favour of both option G and option H. Option G was considered to be less complex and allowed for further expansion of the town. Responses to the consultation showed mixed views on ward names based on estate/ road names/ historic points or compass points.	Wilsey or Wilsey & Roman Way
47	Haverhill North East	2	4316	4.96%	None		Chalkstone Hill
48							Clements & Parkway or Puddle Brook & St Botolph's or Clements & Castle
49	Haverhill South	2	4048	-1.56%	None		Peas Market or Chantry Mill
50							Arrendene
51	Haverhill Central	1	2172	5.64%	None		Chimswell & Hanchett or Chimswell & Haycocks or Chimswell
52	Haverhill North	2	4474	8.80%	None		
53							
54	Haverhill North West	2	4064	-1.17%	None		
55							